Customer Story

"We actually loved this software because it is very small footprint, I mean for performance-wise it was very negligible impact on our overall performance and it gives us much more than we are looking for."

"And we could actually find out, at particular time who did what, what was done, which SQL statement was that person running and then eventually it gives us more visibility and more."

"I think one is that it gives you the visibility, and other thing is it gives you that if you want to know what happens at certain time, you can go at that time and pinpoint what kind of SQL statement was written and executed at the time."

County of Los Angeles Department of Public Works
Azam Popalzai, Chief Director

Best Practice

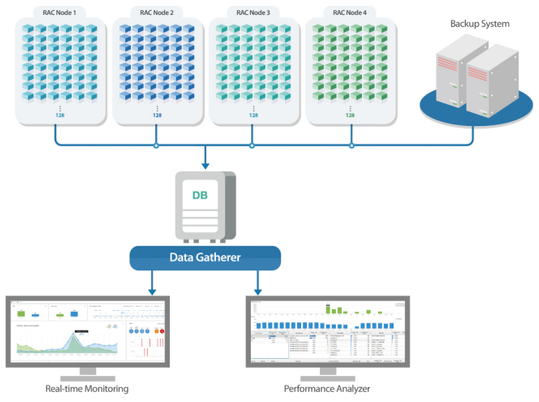

Customer : A. Telecom

System : WIFI Billing System

Remarkable Effect

- Introduced 4 Node RAC Systems with 128 CPUs of each and Backup System.
- Oracle Enterprise Management was initially installed, but MaxGauge has now been installed due to the effectiveness of MaxGauge's historical data.
- Only MaxGauge detects and displays Global Locks from historical data.

20280 S. Vermont Ave.,Suite 200 Torrance,CA 90502,USA
TEL : 714-855-3981 FAX : (310)532-8799 E-MAIL : sales@maxgauge.com

MaxGauge for Database

Seeing Everything Any Time, Any Place

The main idea of MaxGauge is to support people with technical knowledge and qualified service to achieve their best performance at workspace. Today MaxGauge is widely used as specialized tool for database performance management in 29 countries all over the world.

Maximize Database Performance,

MaxGauge for Database

MaxGauge is a specialized pro-active tool for the database performance management. It is designed to help increase efficiency in the performance management and system operations through the advanced features such as real-time monitoring, historical data logging, diagnosing, analyzing, and tuning.

Monitoring

Real-time Monitoring
Comprehensive Dashboard
Drill Down Traceability

Analyzing

Rich Historical Record
Bottleneck / Wait Event Analysis
Analysis of One-second Data

Visualizing

Datapath View
Hotspot View
2D Dashboard / 3D Dashboard

Supported databases : ORACLE, IBM DB2, SQL Server, MySQL

www.maxgauge.com

MaxGauge

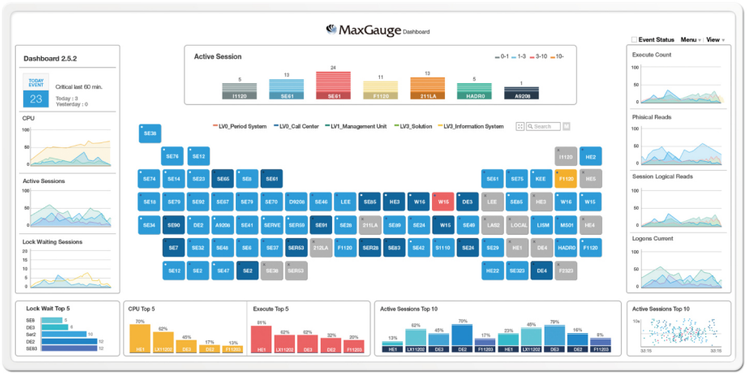

Integrated Instance Dashboard

You can monitor numerous instances all in a single screen. Each block represents one instance and you can intuitively discern problems through the color changes.

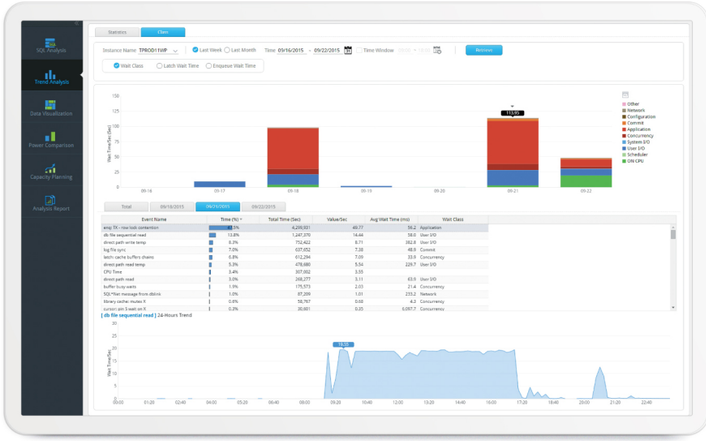

Performance Analysis

Long Term Analysis

Provides in depth performance trends of performance stats and wait events by date or by specific period.

- Wait Class, Latch Wait Time, Enqueue Wait Time
- Top-N(Schema, Program, Module, SQL)
- SQL

Monitoring

MaxGauge is intent on maximizing the availability by providing pro-active monitoring techniques which serve to quickly recognize problems and help to prevent errors in advance.

- Resource Monitoring
- Session Monitoring
- Lock Monitoring
- SQL Elapsed Time Monitoring
- RAC Monitoring

SQL Elapsed Time Scatter

Provides individual SQL's wait time in a distributed chart format. The user can intuitively distinguish the slowly processing SQLs and analyze them effectively.

- Schema
- Program, Module
- Machine
- OS User
- SQL

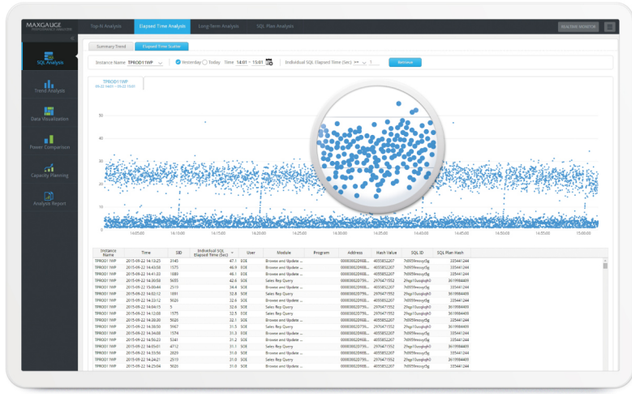

Flexible Dashboard

Docking feature is available so that users can set each performance stat in the desired location.
Such monitoring screen can be saved as the user's UI and may be used according to the user's task or situation.

SQL Plan Analysis
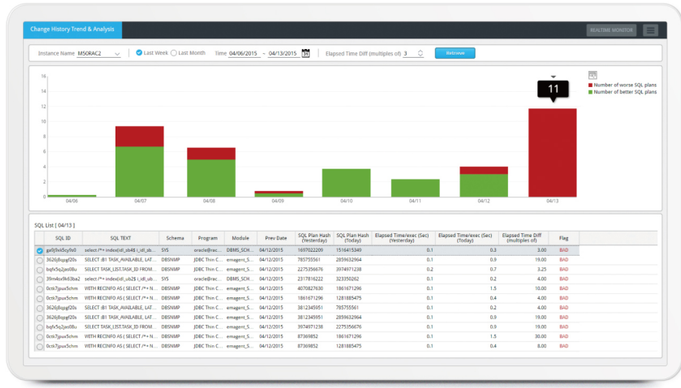
Provides the SQL count trends by date of the SQLs whose performance has been degraded or improved due to changes in the execution plan. Furthermore, it provides performance statistics of individual SQL so you can effectively check the system.